

① Burnable garbage

Twice a week

② Non-burnable garbage

Once a month

③ Recyclable garbage/PET Bottles

Once a week

④ Recyclable items with value

Once a week

⑤ Large refuse

Pay service/ Apply by telephone, FAX and E-mail

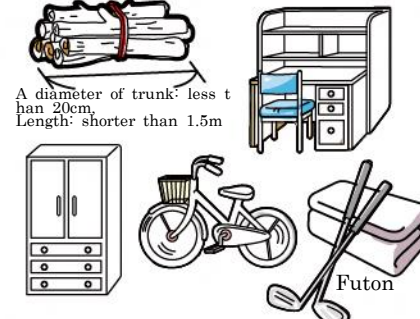
Sodai-Gomi Uketsuke Center
(Large Refuse Collection Center)
Tel.047-457-4153 FAX047-457-4221

Hours: Monday through Friday (Closed on National Holidays) 9:00 a.m. - 4:00 p.m.
Up to 5 items can be picked up at a time.
A second collection can only take place after a minimum of 7 days.

※Please note that lines are busy on Monday and day after a holiday.

There are 2 types of large refuse: 1) Burnable large refuse with a side longer than 50 cm, 2) Unburnable large refuse which cannot be put into the unburnable garbage bag (20L).

Items



A diameter of trunk: less than 20cm, Length: shorter than 1.5m

● When an item can be put into the unburnable garbage bag (20L), you can discard it as unburnable garbage. (Except heavy items)
※Please confirm collectable items and disposal fee to the Large Refuse Collection Center.

【Disposal fee for Large Refuse】

● Disposal fee varies depending on the item and there are 4 pay steps: 370 yen, 740 yen, 1110 yen and 1480 yen. Purchase the required number of 370-yen the large-sized waste stickers according to the item.

● Cash only. You cannot get a refund on the large-sized waste sticker.

● Stick the large-sized waste sticker on the item firmly and noticeably.

● When you carry in large refuse to Incineration Center by yourself, you need to pay disposal fee by cash. (You cannot pay fees by the large-sized waste stickers.)

● Families receiving public assistance are exempt from disposal fee for large refuse.

(Ask details to the Large Refuse Collection Center.)

Collecting procedure

① Please make an application by telephone to the Sodai-Gomi Uketsuke Center (Large Refuse Collection Center). Staff will explain fee, the collection date and the site for large refuse.

② Purchase a large refuse processing sticker at stores such as convenience stores. (by cash only)

③ Fill in the appointed date of collection and your name on a sticker and then stick it to large garbage

Be sure to take it out to the designated site by 8:30 a.m. on the collection day.

④ The garbage truck picks up.

(Your presence is not required.)

※We do not enter the house to pick up the large trash.

※Large-size refuse is collected even on the rainy days.)

● Supportive service for elderly and disable people

● Staffs help to bring out large refuse from inside the house when handling of garbage is difficult for the elderly (over 65) or the disabled household.



Items

- Securely tie to seal designated garbage bags.
- Kitchen garbage(leftover food, shell, etc.)
- Waste paper ● Soft toys/Cushions (Large size items should be cut into pieces.)
- Plastics/Rubber/Vinyl/(Foam polystyrene/Plastic bags/Rubber/shoes/Cassette tape/Video tapes/CDs/DVDs/Polyethylene containers (Up to 18L))
- Leather products(Shoes/Bags/Belts)
- Wood chips(Tree branches: a diameter is less than 10cm and length is shorter than 50cm, Boards: thickness is less than 5cm and length is shorter than 50cm) ● Diaper

Notes

- Please do not dispose of liquid seasonings such as cooking oil and soy source as liquid contained in bags, bottles or other containers. Let the oil or source absorbed in paper or cloth, or harden oil by using a solidifying agent.
- Waste fabrics, such as sheets and bath towels must be disposed of with burnable garbage after being cut into pieces of within 50 centimeters square.
- Kitchen garbage should be taken out after being drained off.
- Please dispose of fireworks and matches after soaking them into water for preventing ignition. Empty the lighter fluid and soak disposable lighters into water before throwing away.
- To prevent ignition, please take out fireworks, matches or disposable lighter after soaking them into water. In case of disposable lighters, gas must be completely consumed before taking-out.
- Dump any solid waste on baby's diaper in the toilet and then dispose of it with the designated garbage bag after putting it in a bag.
- To dispose of shredded paper or microbeads used as the filler material of a pillow, etc., put the item in a bag to prevent scatter of it and then dispose of it in the designated garbage bag.



Items

- China and porcelain(China bowls/Dishes/Flower pots)
- Glasses (Broken bottles/Plate glasses/Glasses/Vases/Mirrors etc.)
- Incandescent lightbulbs
- Umbrella
- Toys (those containing metal parts)
- Clinical thermometers
- Cutlery ● Needles, thumbtacks, and safety razors
- Oil can
- fluorescent light tubes ● Dry batteries
- Small household appliances (Put the product subject to the Home Appliance Recycling Act into a collection box.) Dispose of other products with the garbage bags designated by the City.

Notes

- Securely tie to seal designated garbage bags.
- Anything that cannot be put into the unburnable garbage bag must be discarded as large refuse (except umbrellas).
- Be sure to carefully wrap blades and broken glass in paper or packing tape. Display "キケン" ("danger") on all such trashes.
- Batteries, fire extinguishers, and compressed gas cylinders cannot be collected by the city. (Please contact special stores or Licensed Waste Disposal Service Providers.)
- Please bring button batteries and small rechargeable batteries (e.g. nickel-cadmium battery etc) to retailers.
- Do not leave used medical needles at the city's collection site. Please bring them to pharmacies cooperating for the collection.



Items

- Empty bottles (those for beverage/food use/cosmetic products)
- Empty cans (those for juice/canned foods etc.)
- Cans up to 18L(those for cookies/seasoning etc.)
- Be sure to empty spray cans and gas cartridges completely and then dispose of them without making holes in them.
- Metals (Crocks/Kettles/Frying pans), Enameled Wares)
- Caps of bottles (made from metal)
- Wire hangers


Notes

- Do not put any plastic bags etc. into the garbage bags.
- Please rinse bottles with water after removing the contents.
- Broken bottles, plate glasses, and heat-resistant glasses should be taken out as non-burnable garbage.
- Needles and safety razors should be taken out as non-burnable garbage after wrapping them in thick paper or with packing tape.
- Bottles of manicure should be taken out as unburnable garbage.
- Do not crush empty cans before disposing of them.



Dispose of PET bottles in the mesh garbage bag.

- For beverage
- For alcoholic drinks
- For soy sauce
- For vinegar etc.



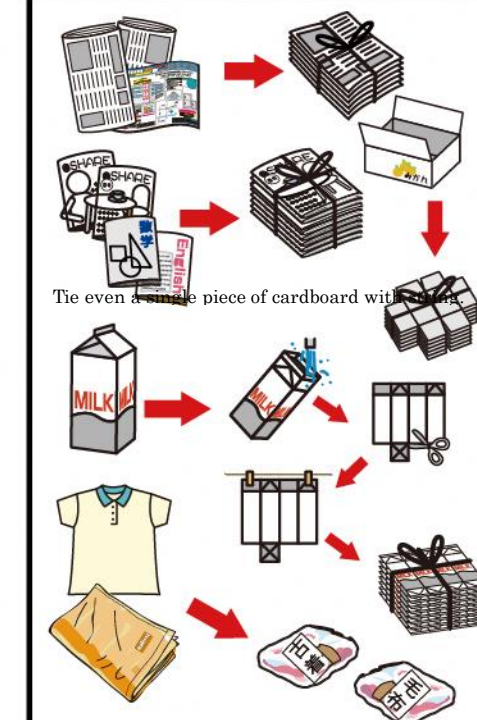
How to take out PET bottles for disposal

1. Be sure to remove the label and cap.
2. Rinse bottles with water after removing the contents.
3. Crush them (as small as possible)
4. Dispose of PET bottles in the mesh garbage bag.

Notes

- Removed labels, caps and containers of cooking oil, detergent, bottle top dispensers should be taken out as burnable garbage. (You can also bring caps to the collection organization or the retail stores as an alternative.)
- Put PET bottles only into the mesh garbage bag. Do not put plastic bags etc.
- Please do not crush PET bottles at the collection site.
- Plastics other than plastic bottles are burnable garbage.

Please separate paper, bundle it into bundles according to the following items, and tie them in a cross shape with string before disposing of them. Please put used clothes and blankets in transparent or translucent bags and label them as "古着" or "手布".



Items

- Newspapers (including inserted leaflets)
- Magazines (including an item whose pages bound together such as notebooks and books)
- Please put other paper products (snack and food boxes, postcards, envelopes, tissue boxes, etc.) in a paper bag and bind it with string.
- Cardboard (the corrugated cardboard)
- Milk cartons (except those coated with aluminum film)
- Used clothes (anything to wear)/ Kimonos (except an Obi (a board sash))
- Blanket (You cannot dispose of wadded clothes, cotton blankets, bath towels, curtains and carpets.)

Notes

- Old clothes and blankets are not collected by the City if it rains because it may be damaged by mold.
- Garbage with value other than used clothes and blankets are collected even on the rainy days, however, please dispose of them on sunny days if possible.
- Please rinse used milk cartons and cut open, then bundle them.
- Items with metal fittings (binders, catalogs, etc.) and plastic coated items are burnable garbage.
- Stapled paper can be taken out as it is.
- If the opening of the carton is plastic, remove the plastic opening and dispose of the carton as a recyclable item with value. Dispose of the removed plastic opening as burnable garbage. (If the carton is aluminum-coated, dispose of it as burnable garbage.)



A large refuse processing sticker